

**BRITISH STANDARD**

**BS EN  
736-1 : 1995**

# Valves — Terminology

## Part 1. Definition of types of valves

The European Standard EN 736-1 : 1995 has the status of a  
British Standard

**NO COPYING IN ANY FORM WITHOUT WRITTEN PERMISSION FROM BSI**



# Committees responsible for this British Standard

The preparation of this British Standard was entrusted to Technical Committee PSE/7, Valves, upon which the following bodies were represented:

- Amalgamated Engineering Union
- Association of Bronze and Brass Founders
- British Chemical Engineering Contractors' Association
- British Foundry Association
- British Gas plc
- British Plumbing Fittings Manufacturers' Association
- British Valve and Actuator Manufacturers' Association
- British Water
- Chartered Institution of Building Services Engineers
- Electricity Association
- Energy Industries Council
- Engineering Equipment and Materials Users' Association
- GAMBICA (BEAMA Ltd.)
- Health and Safety Executive
- Institution of Mechanical Engineers
- LP Gas Association
- Ministry of Defence
- Pipe Line Industries Guild
- Society of British Water Industries
- Water Services Association of England and Wales
- West Midlands CBI
- Coopted members

This British Standard, having been prepared under the direction of the Engineering Sector Board, was published under the authority of the Standards Board and comes into effect on 15 July 1995

© BSI 1995

The following BSI references relate to the work on this standard:  
Committee reference PSE/7  
Draft for comment 92/76141 DC

ISBN 0 580 24276 5

## Amendments issued since publication

Amd. No.	Date	Text affected

Contents

	Page
Committees responsible	Inside front cover
National foreword	ii
Foreword	2
Text of EN 736-1	3

## National foreword

This British Standard has been prepared by Technical Committee PSE/7 and is the English language version of EN 736-1 : 1995 *Valves — Terminology Part 1: Definition of types of valves*, published by the European Committee for Standardization (CEN).

EN 736-1 was produced as a result of international discussions in which the United Kingdom took an active part.

**Compliance with a British Standard does not of itself confer immunity from legal obligations.**

EUROPEAN STANDARD  
NORME EUROPÉENNE  
EUROPÄISCHE NORM

EN 736-1

February 1995

ICS 01.040.23; 23.060.00

Descriptors: valves and fittings, vocabulary, classifications, designations

English version

Valves — Terminology  
Part 1: Definition of types of valves

Appareils de robinetterie — Terminologie —  
Partie 1: Définition des types d'appareil

Armaturen — Terminologie —  
Teil 1: Definition der Grundbauarten

This European Standard was approved by CEN on 1995-02-01. CEN members are bound to comply with the CEN/CENELEC Internal Regulations which stipulate the conditions for giving this European Standard the status of a national standard without any alteration.

Up-to-date lists and bibliographical references concerning such national standards may be obtained on application to the Central Secretariat or to any CEN member.

This European Standard exists in three official versions (English, French, German). A version in any other language made by translation under the responsibility of a CEN member into its own language and notified to the Central Secretariat has the same status as the official versions.

CEN members are the national standards bodies of Austria, Belgium, Denmark, Finland, France, Germany, Greece, Iceland, Ireland, Italy, Luxembourg, Netherlands, Norway, Portugal, Spain, Sweden, Switzerland and United Kingdom.

**CEN**

European Committee for Standardization  
Comité Européen de Normalisation  
Europäisches Komitee für Normung

**Central Secretariat: rue de Stassart 36, B-1050 Brussels**

© 1995 Copyright reserved to CEN members

Ref. No. EN 736-1 : 1995 E

Foreword

This European Standard has been prepared by the Technical Committee CEN/TC 69, Industrial valves, the secretariat of which is held by AFNOR.

This European Standard shall be given the status of a national standard, either by publication of an identical text or by endorsement, at the latest by August 1995, and conflicting national standards shall be withdrawn at the latest by August 1995.

According to the CEN/CENELEC Internal Regulations, the following countries are bound to implement this European Standard: Austria, Belgium, Denmark, Finland, France, Germany, Greece, Iceland, Ireland, Italy, Luxembourg, Netherlands, Norway, Portugal, Spain, Sweden, Switzerland, United Kingdom.

Contents

	Page
1 Scope	3
2 Normative reference	3
3 Definition	3
4 Types of valves related to design	3
5 Types of valves related to function	6

## 1 Scope

This standard gives the denominations of valves. It has the purpose to provide a uniform and systematic terminology for all types of valves. By reasons of classification of terms, clause 4 defines terms related to basic design characteristics and clause 5 defines terms related to functional characteristics of valves.

## 2 Normative reference

This European Standard incorporates by dated or undated reference, provisions from other publications. These normative references are cited at the appropriate places in the text and the publications are listed hereafter. For dated references, subsequent amendments to or revisions of any of these publications apply to this European Standard only when incorporated in it by amendment or revision. For undated references the latest edition of the publication referred to applies.

EN 736-2 *Valves — Terminology — Part 2: Definition of components of valves*

## 3 Definition

For the purposes of this standard, the following definition applies:

### 3.1 valve

Piping component which influences the fluid flow by opening, closing or partially obstructing the passage of the fluid flow or by diverting or mixing the fluid flow.

## 4 Types of valves related to design

### 4.1 Basic types

Table 1 shows the basic types of valves. They are distinguished by:

- the operating motion of the obturator;
- the direction of flow in the seating area.

#### 4.1.1 Gate valve

Valve in which the obturator movement is linear and, in the seating area, at right angle to the direction of flow.

#### 4.1.2 Globe valve

Valve in which the obturator movement is linear and, in the seating area, in the direction of flow.

NOTE. This definition also applies to lift check valves and axial check valves.

#### 4.1.3 Plug and ball valves

Valve in which the obturator rotates about an axis at right angle to the direction of flow and, in the open position, the flow passes through the obturator.

#### 4.1.4 Butterfly valve and eccentric plug valve

Valve in which the obturator rotates about an axis at right angle to the direction of flow and, in the open position, the flow passes around the obturator.

NOTE. This definition also applies to swing check valves.

#### 4.1.5 Diaphragm valve

Valve in which the fluid flow passage through the valve is changed by deformation of a flexible obturator.

NOTE. This definition also applies to diaphragm check valves.

## 4.2 Examples of basic types

The schematic figures given below show typical designs of valves. Details of different body patterns and obturator designs are given in EN 736-2.

### 4.2.1 Gate valve

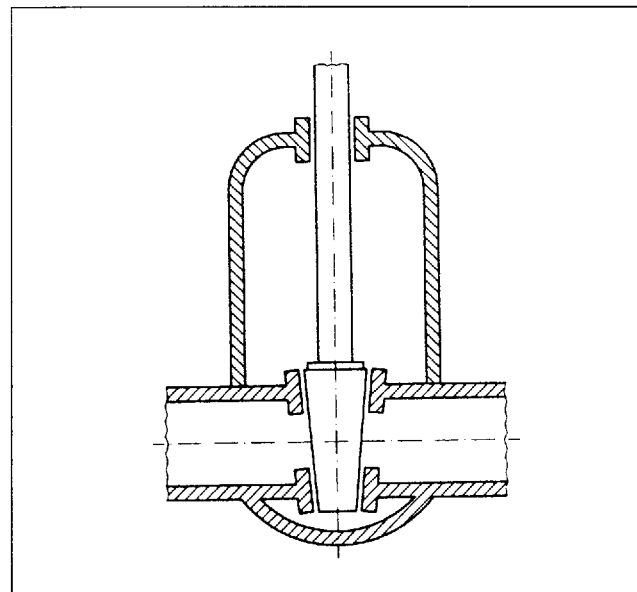
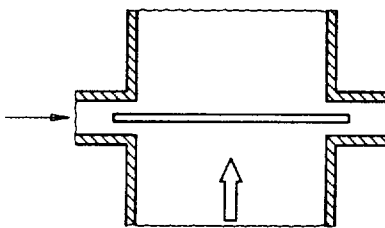
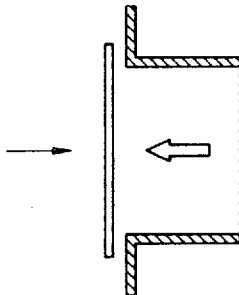
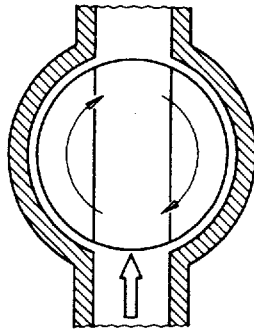

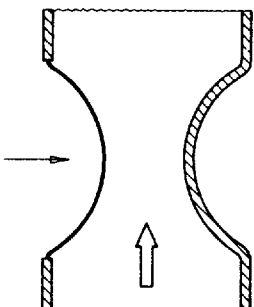


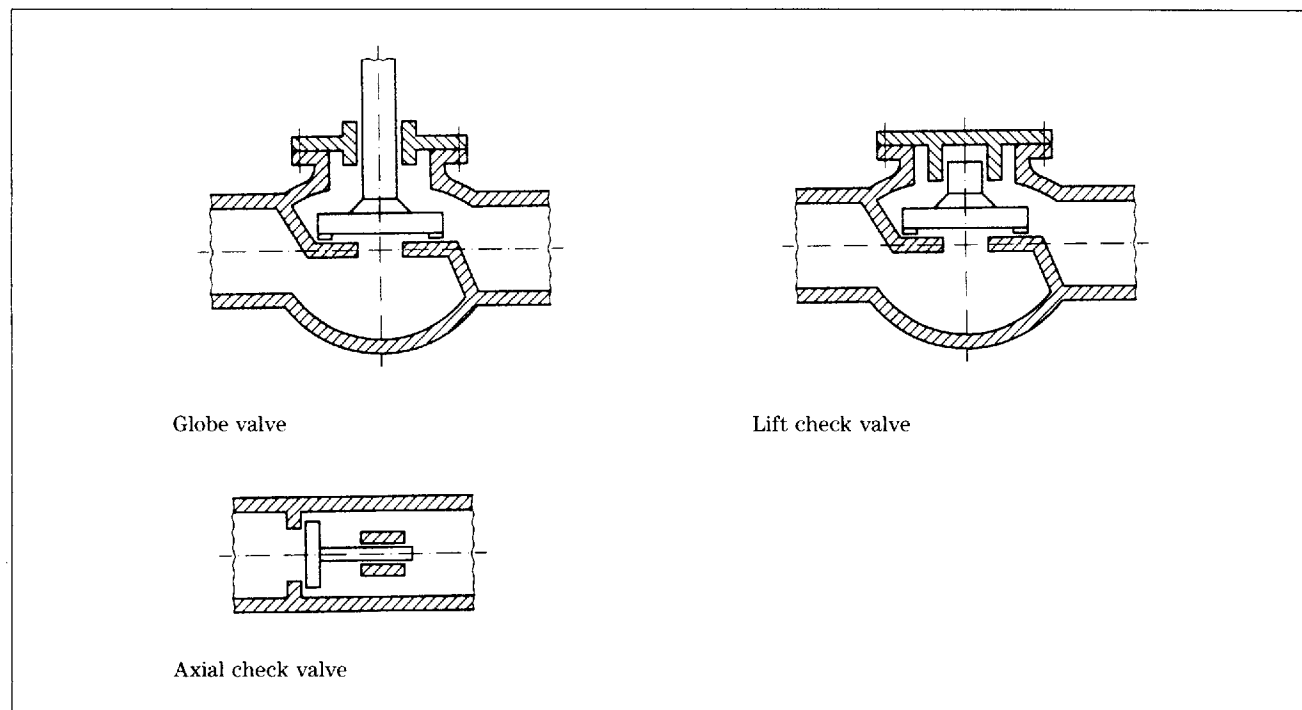


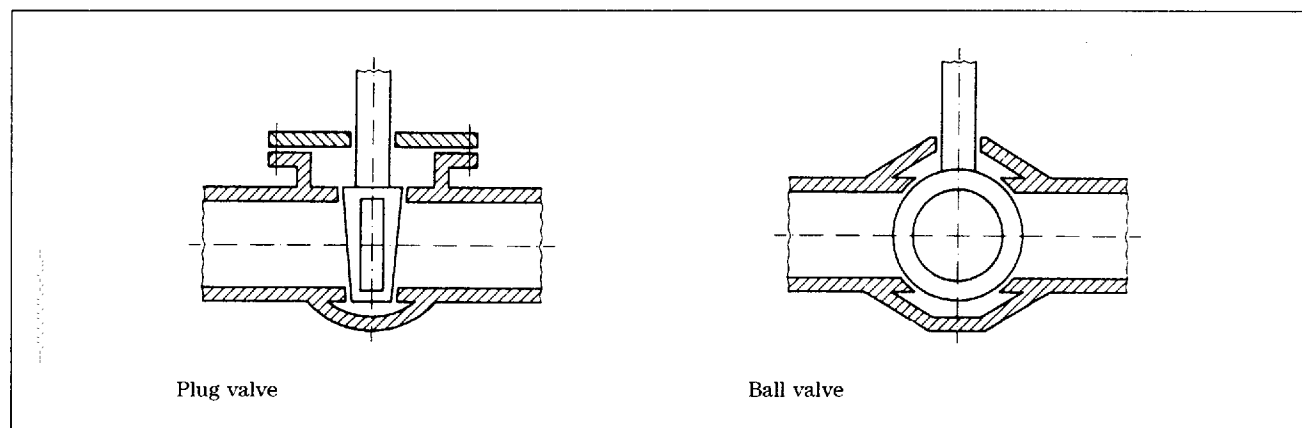
Table 1. Basic types of valves						
Operation of the obturator		Linear motion		Rotation about an axis at right angles to the direction of flow		Deformation of a flexible component
Direction of flow in the seating area	At right angles to the operating motion of the obturator	In the direction of the operating motion of the obturator	Through the obturator	Around the obturator	Depends on design	
Schematic figures						
	Gate valve		Globe valve		Diaphragm valve	
	Basic types					
	Direction of fluid flow					
	Operating motion of the obturator					
						
						



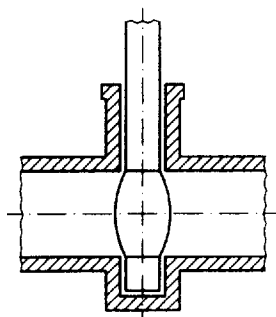
#### 4.2.2 *Globe valve*



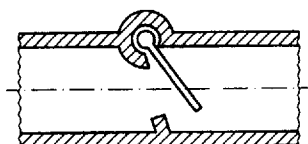
#### 4.2.3 *Plug and ball valve*



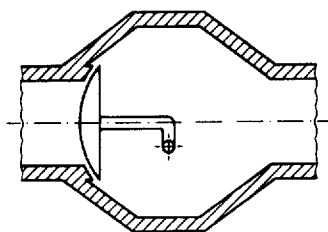
#### 4.2.4 Butterfly valve and eccentric plug valve



Butterfly valve

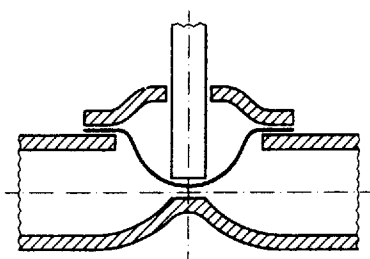


Swing check valve

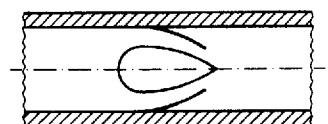


Eccentric plug valve

#### 4.2.5 Diaphragm valve



Diaphragm valve



Diaphragm check valve

### 5 Types of valves related to function

#### 5.1 Isolating valve

Valve intended for use only in the closed or fully open position.

#### 5.2 Regulating valve

Valve intended for use in any position between closed and fully open.

#### 5.3 Control valve

A power operated device which changes the fluid flow rate in process control system. It consists of a valve connected to an actuator with or without positioner that is capable of changing the position of an obturator in the valve in response to a signal from the controlling system.

#### 5.4 Safety valve

Valve which automatically, without the assistance of any energy other than that of the fluid concerned, discharges a certified quantity of the fluid so as to prevent a predetermined safe pressure being exceeded, and which is designed to reclose and prevent further flow of fluid after normal pressure conditions of service have been restored.

#### 5.5 Bursting disc safety device

A non-reclosing pressure relief device actuated by differential pressure and designed to function by the bursting of the bursting disc(s). It is the complete assembly of installed components including, where appropriate, the bursting disc holder.

#### 5.6 Check valve

Valve which automatically opens by fluid flow in a defined direction and which automatically closes to prevent fluid flow in the reverse direction.

NOTE. Definitions of types of check valves are given in clauses 4.1.2, 4.1.4 and 4.1.5.

#### 5.7 Diverting valve

Valve intended to influence the proportion of two or more output flows from a common input flow by changing the position of the obturator.

#### 5.8 Mixing valve

Valve intended to influence the proportion of two or more input flows to produce a common output flow by changing the position of the obturator.

#### 5.9 Automatic steam trap

Self-contained valve which automatically drains the condensate from a steam-containing enclosure whilst remaining tight to live steam or, if necessary, allowing steam to flow at a predetermined rate.

**BS EN**  
**736-1 : 1995**

## **BSI — British Standards Institution**

BSI is the independent national body responsible for preparing British Standards. It presents the UK view on standards in Europe and at the international level. It is incorporated by Royal Charter.

### **Contract requirements**

A British Standard does not purport to include all the necessary provisions of a contract. Users of British Standards are responsible for their correct application.

### **Revisions**

British Standards are updated by amendment or revision. Users of British Standards should make sure that they possess the latest amendments or editions.

Any person who finds an inaccuracy or ambiguity while using this British Standard should bring it to the attention of the Quality Manager, BSI without delay so that the matter may be investigated swiftly.

BSI offers members an individual updating service called PLUS which ensures that subscribers automatically receive the latest editions of standards.

### **Buying standards**

Orders for all BSI, international and foreign standards publications should be addressed to Customer Services, Sales Department at Chiswick:  
Tel: 0181 996 7000; Fax: 0181 996 7001.

In response to orders for international standards, it is BSI policy to supply the BSI implementation of those that have been published as British Standards, unless otherwise requested.

### **Information on standards**

BSI provides a wide range of information on national, European and international standards through its Library, the Standardline Database, the BSI Information Technology Service (BITS) and its Technical Help to Exporters Service. Contact the Information Department at Chiswick:  
Tel: 0181 996 7111; Fax: 0181 996 7048.

Subscribing members of BSI are kept up to date with standards developments and receive substantial discounts on the purchase price of standards. For details of these and other benefits contact Customer Services, Membership at Chiswick: Tel: 0181 996 7002; Fax: 0181 996 7001.

### **Copyright**

Copyright subsists in all BSI publications and no part may be reproduced in any form without the prior permission in writing of BSI. This does not preclude the free use, in the course of implementing the standard of necessary details such as symbols and size, type or grade designations including use by incorporation into computer programs, but where these details are reproduced including without limitation in printed form, in computer programs or in any other form whatsoever, the permission in writing of BSI must be obtained and if granted will be on terms including royalty, before the product is sold, licensed or otherwise exploited for commercial gain. Enquiries about copyright should be made to the Copyright Manager at Chiswick.

BSI  
389 Chiswick High Road  
London  
W4 4AL